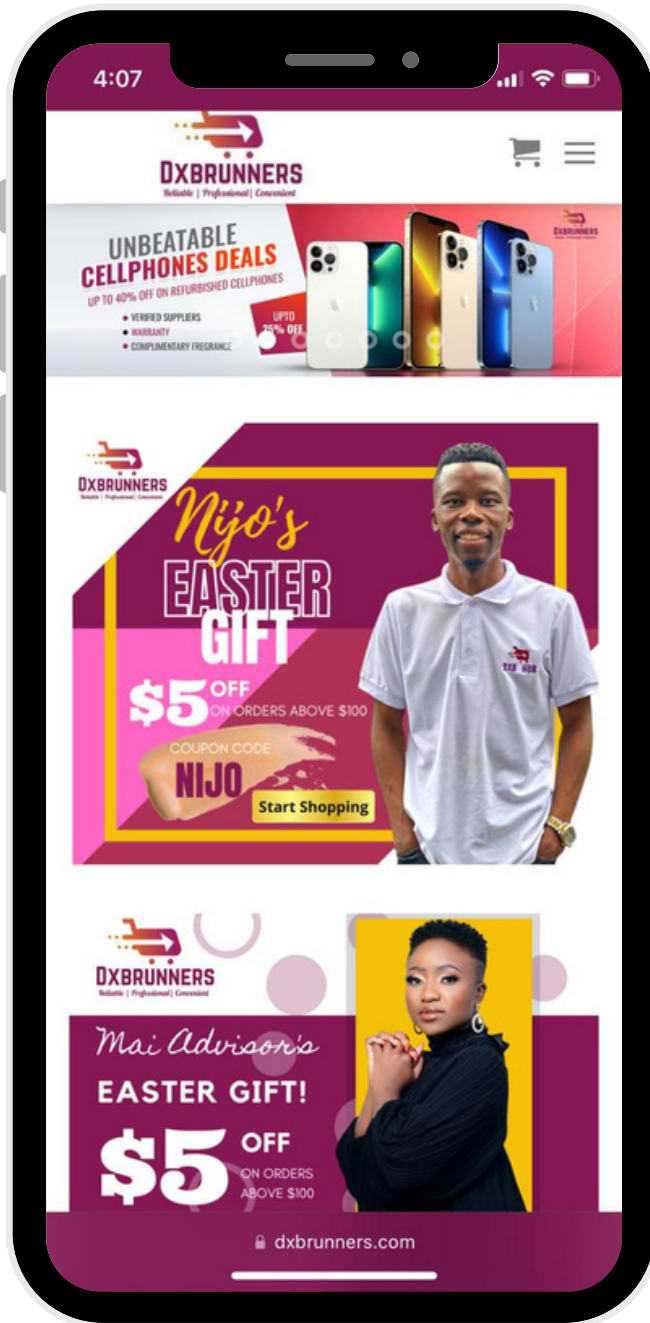


# HOW TO SHOP ON DXBRUNNERS.COM

## FULL GUIDE

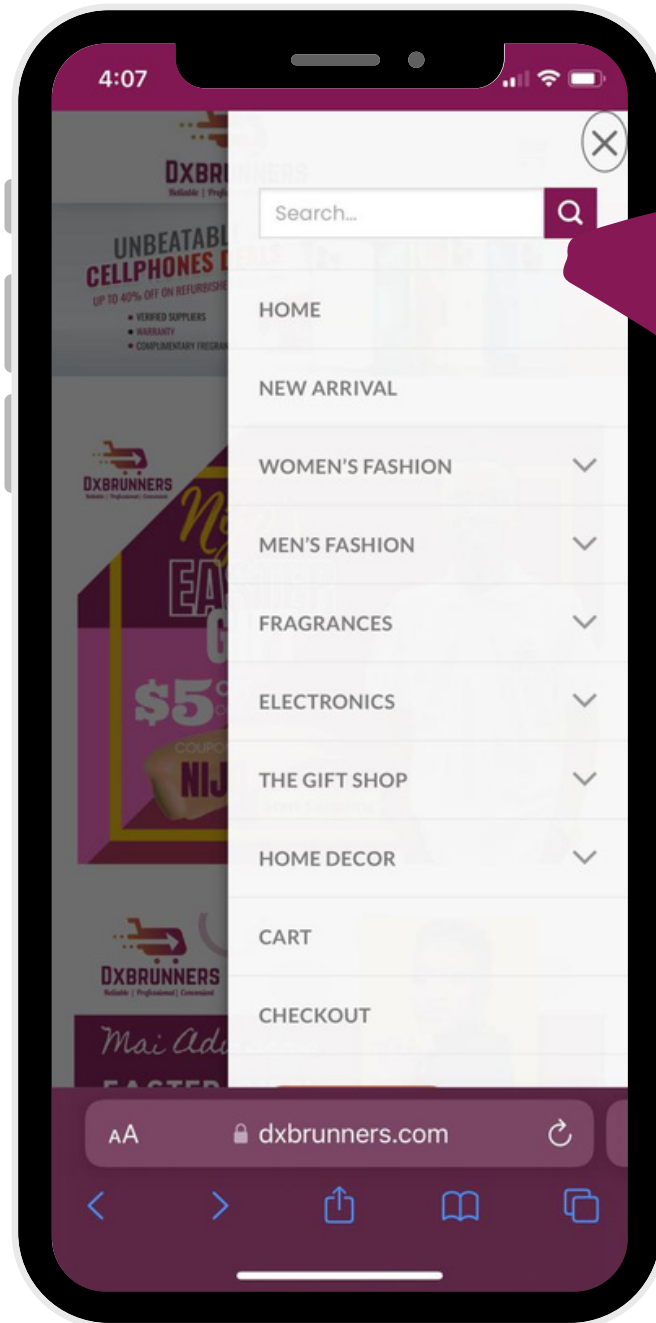
1



## WHERE TO START?

Click on the top Right Menu grid

# 2

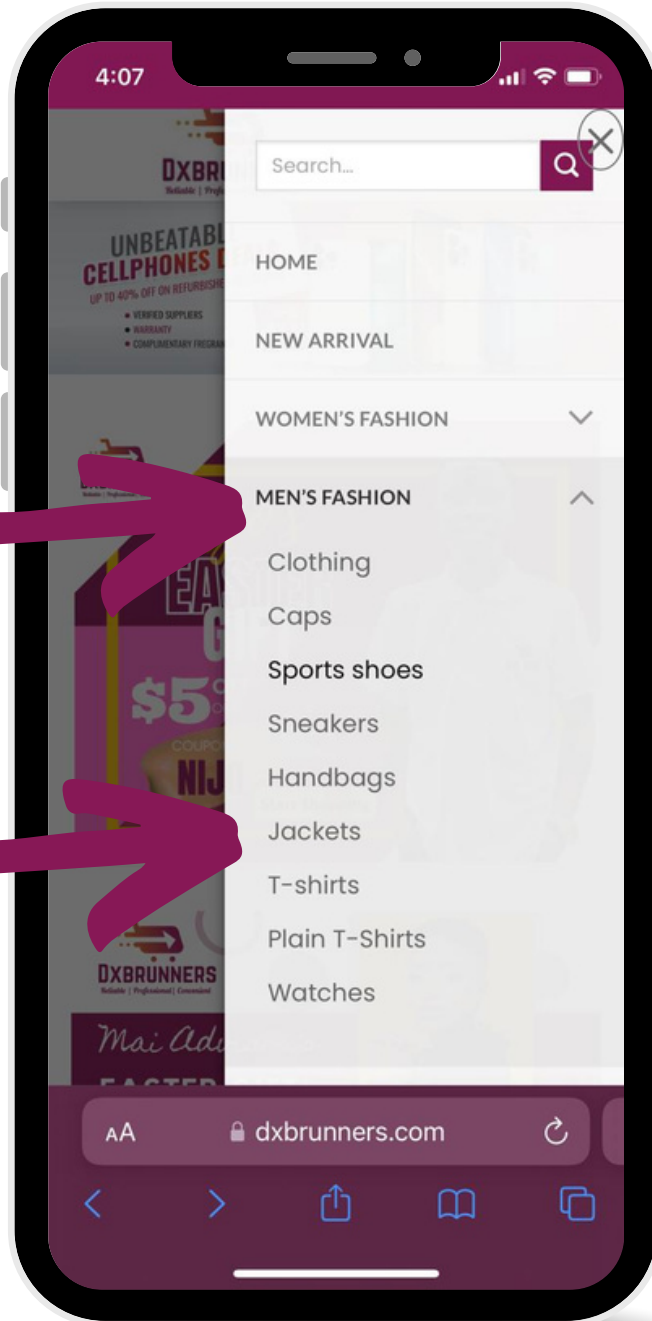


## SELECTION

A list of categories will appear and you can proceed to **CLICK** on the **CATEGORY** you would like to shop from.

Or you type the name of the product you want to purchase in the search bar

# 3



**DXBRUNNERS**

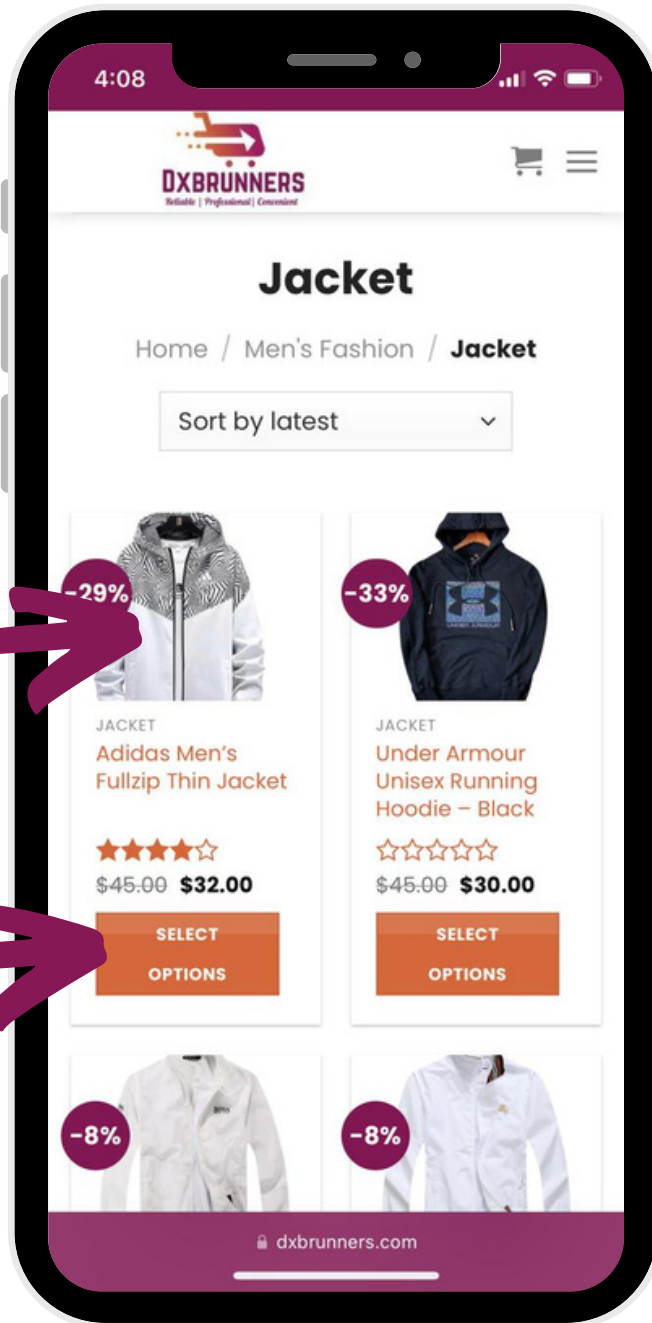
*Reliable | Professional | Convenient*

## SUB-CATEGORY SELECTION

Say you want to purchase a WINTER JACKET FOR MEN.

- CLICK on **MEN'S FASHION**
- Scroll down & Click on **JACKETS**

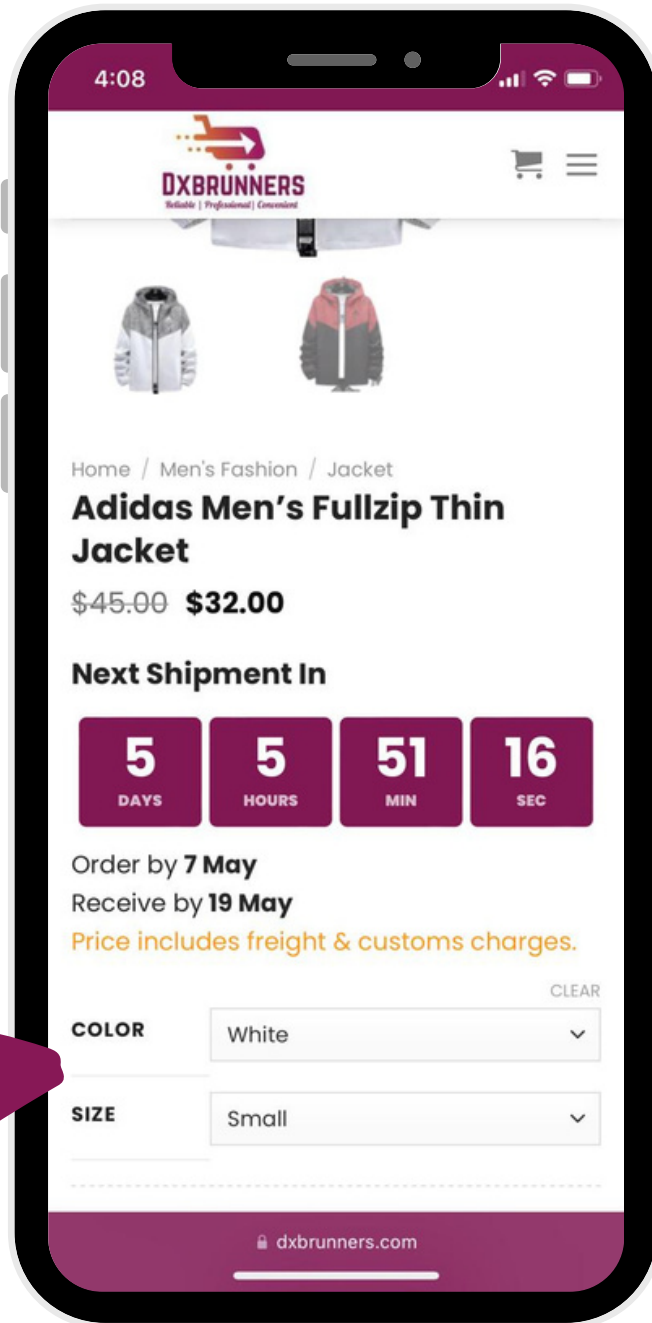
# 4



## SELECT ITEM

- Select the Jacket of your choice & **CLICK** on **SELECT OPTIONS**
- Also take note of the **order by date** and **estimated date of delivery**.
- Click on **ADD TO CART**

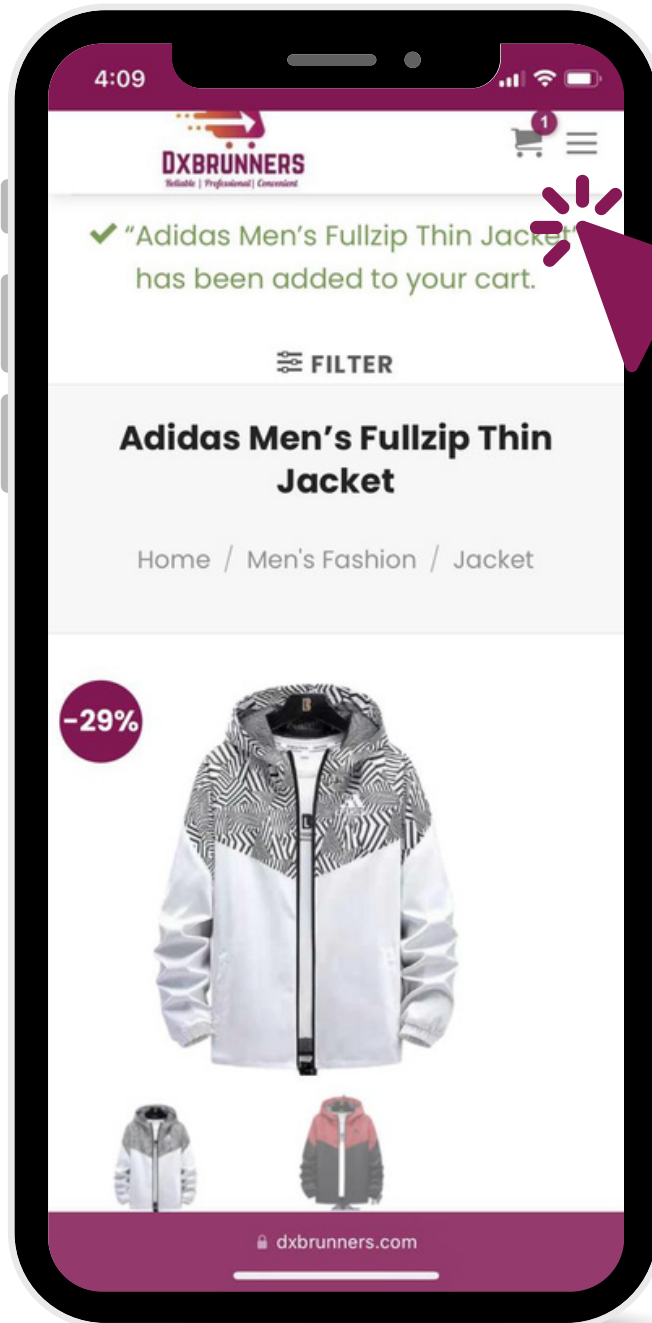
# 5



## SELECT ITEM CONT'D

- Select the color & size of your choice
- Also take note of the order by date and estimated date of delivery.
- Click on **ADD TO CART**

# 6



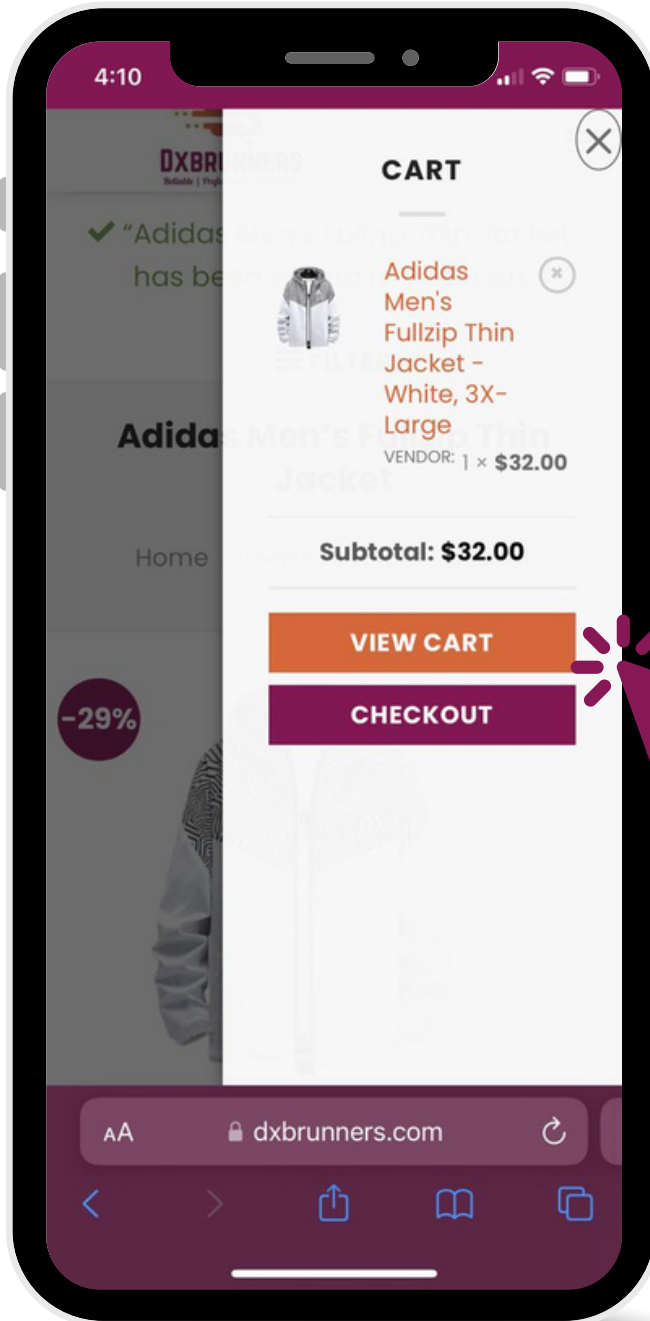
**DXBRUNNERS**  
*Reliable | Professional | Convenient*

## CART REVIEW

Go to the **TOP RIGHT CORNER OF SCREEN** and click on the cart icon.



7

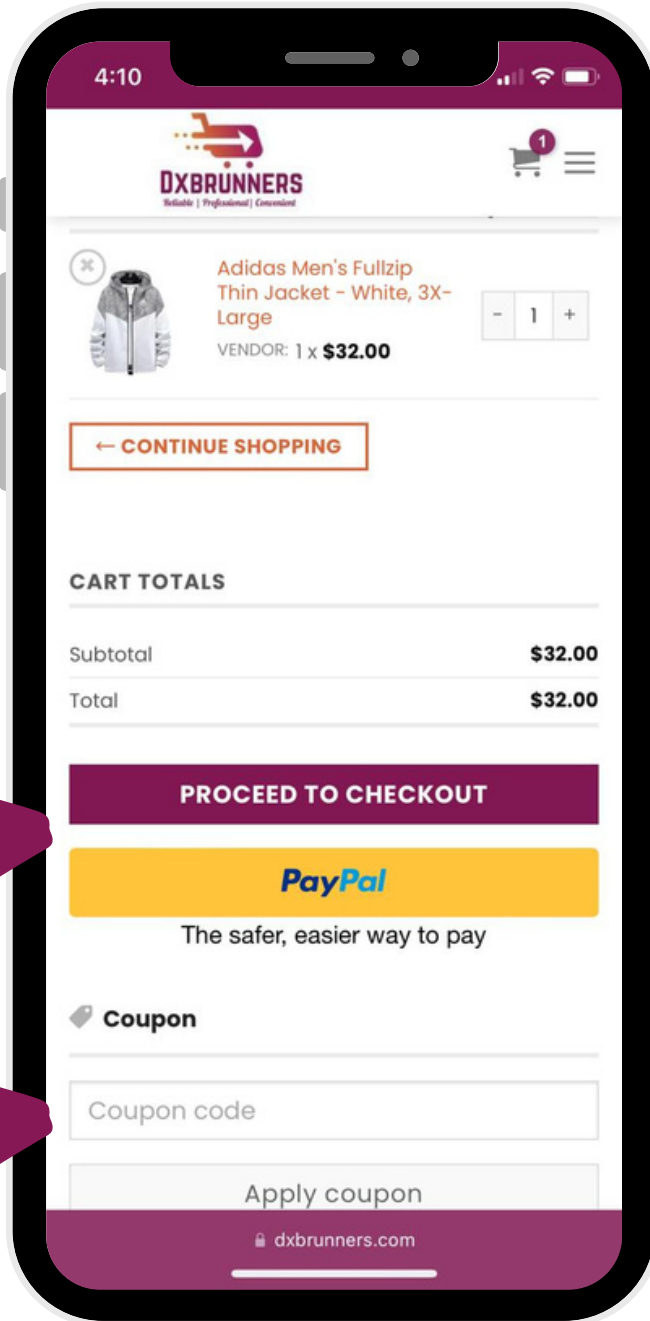


# CART REVIEW

Click on **VIEW CART** to finalize your purchase



# 8



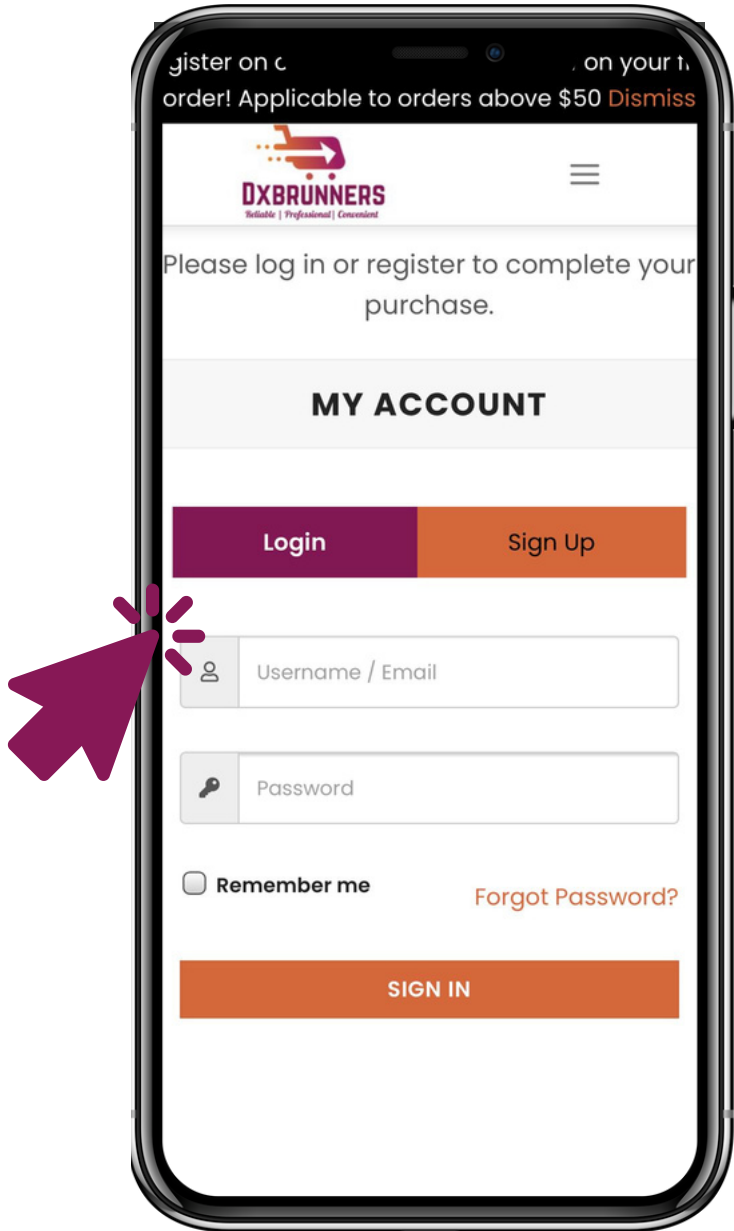
## REDEEM COUPONS



Locate the coupon text bar and enter applicable coupons:

- **NEWCOMER** - new customers get \$5-OFF
- **NIJO** - get \$5-OFF on orders above \$100
- Click on **PROCEED TO CHECKOUT** to Pay in CASH or **PayPal** to pay online.

# 9

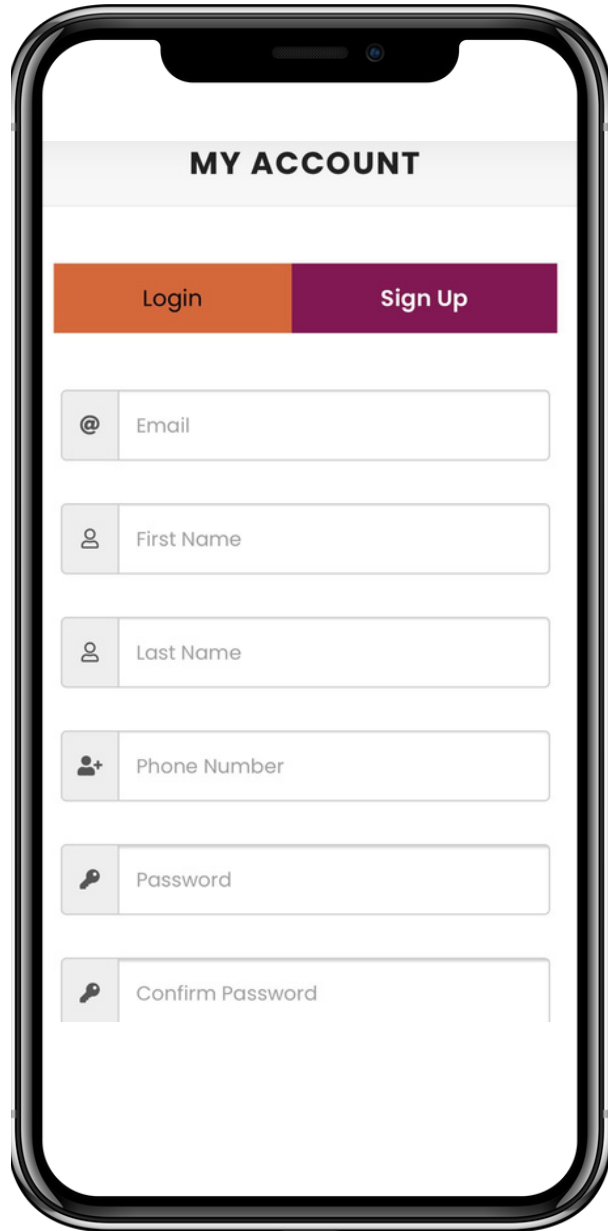


## LOGIN / SIGNUP

If do not have an account or signed in. a sign-in/sign-up page will pop up.

For new users click on **signup**.

# 10



The image shows a smartphone screen with a 'MY ACCOUNT' header. Below the header are two buttons: 'Login' (orange) and 'Sign Up' (purple). The sign-up form consists of several input fields, each with a small icon on the left: an '@' icon for 'Email', a person icon for 'First Name', another person icon for 'Last Name', a person icon with a plus sign for 'Phone Number', a key icon for 'Password', and another key icon for 'Confirm Password'.

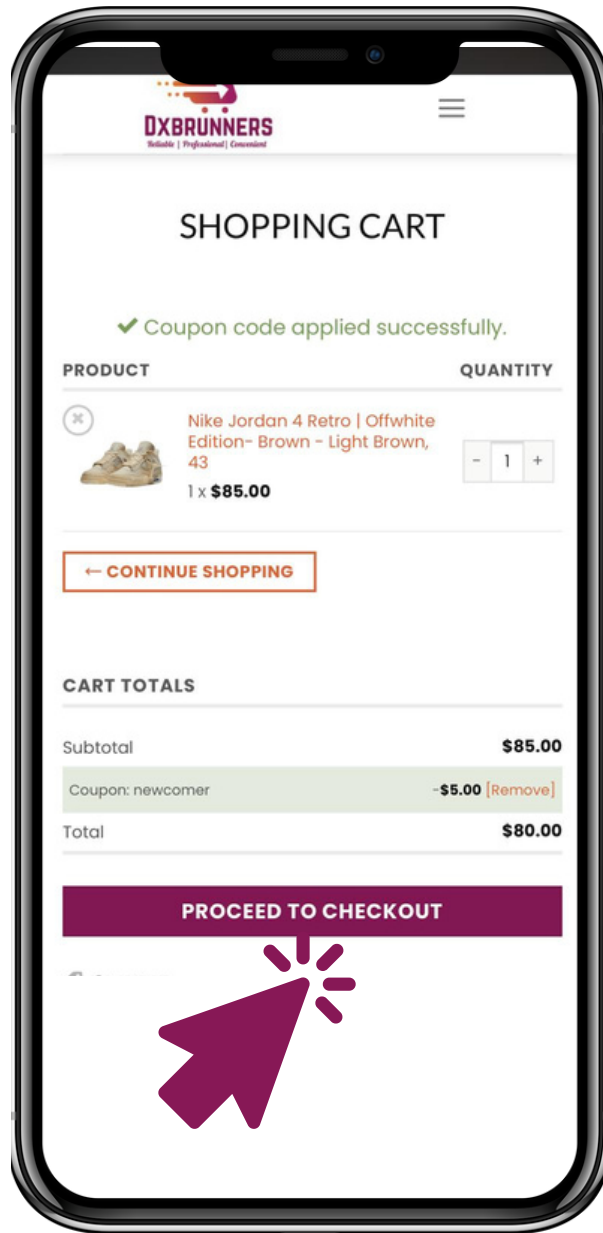


## SIGNUP

Enter your details and click on signup to complete.

You will receive an email notification confirming your registration.

# 11



## CHECKOUT CNTD

After signing up, you will be redirected to the cart page.

Click **PROCEED TO CHECKOUT**

# 12

Two smartphones are shown side-by-side, displaying the DXBRUNNERS checkout form. The left phone displays 'SECTION A: PERSONAL DETAILS' with fields for First name, Last name, Company name (optional), Country / Region (Zimbabwe), Street address (House number and street name, Apartment, suite, unit, etc. (optional)), Town / City, and State / County. The right phone displays 'SECTION B: PAYMENT METHOD' with a 'Cash Dropoff Locations' dropdown menu (Harare:: Dxb Hub Shop 5B, Regal Star Mall Bt), a note about money transfer for other cities, a 'Sales Agent' dropdown menu (Choose Sales Agent), and a 'Vist Sales Team' link. Below this is 'SECTION C: DELIVERY METHOD' with radio buttons for Pickup and Delivery, a 'Pickup Locations' dropdown menu (Please Select), a note about courier charges, and a 'Date of Delivery (optional)' dropdown menu (Please Select).

## WRAPPING IT UP

Fill in the final sections of the check out page:

Section A: Personal details

Section B: Payment Method

- **Cash Drop-off** is the default method of payment.
- Select a **Cash drop location** in your city.
- Select an **Agent** in your city.

# 13

EXPO2020 10%

### SECTION C: DELIVERY METHOD

Pickup  Delivery

**Pickup Locations \***

Harare: Dxb HubShop 5B, Regal Star Mall Btv

For Other City, Your agent, will coordinate with you for delivery to your respective city through our courier network.  
Please note: additional courier charges will be billed separately.

**Date of Delivery (optional)**

Please Select

**Timeslot Options \***

In the morning 08:00AM-12:00PM

### ADDITIONAL INFORMATION

**Order notes (optional)**

Notes about your order, e.g. special notes for delivery.



## DELIVERY METHOD

On **Section C**, select between Pickup at one of Dxbrunner - pickup locations or delivery.

**Delivery** - select an available date and time slot convenient to you.

Add other information such as delivery address & contact number for a different location/recipient. i.e. valentines gift delivery details.



**DXBRUNNERS**

*Reliable | Professional | Convenient*

**WWW.DXBRUNNERS.COM**

**#nextlevelchirunner**